



Pattern

Things to do before installing the template

Upload Images

There are a number of pattern specific images that are used by the CSS stylesheet. My images are saved in message number 2 in the KiwiStyle CSS the location of the images points to the enclosures in message 2. If you're a beginner then I'd recommend to save your messages in message 2 also, however if you're more familiar with Conversant you can change the location of the images from the KiwiStyle stylesheet.

Since the images cannot be stored in the XML file you have to download them from here.

<http://www.mindspill.org/2/enclosure/br.gif> - Bottom Right Menu Corner

<http://www.mindspill.org/2/enclosure/bullet.gif> - Menu Bullet

<http://www.mindspill.org/2/enclosure/Kiwi.jpg> (replace with your own logo)

<http://www.mindspill.org/2/enclosure/menubackground.jpg> (replace with own menu background)

<http://www.mindspill.org/2/enclosure/tl.gif> - Top Left Menu Corner



Figure 1 - Upload Images

How to install the template

Things to change after installing the template

Folder Properties

When importing the template the index and folder basic settings of *Template* and *Stylesheet* are not automatically updated. You need to set the basic folder settings to point to the KiwiMainPageTemplate and KiwiStyle.

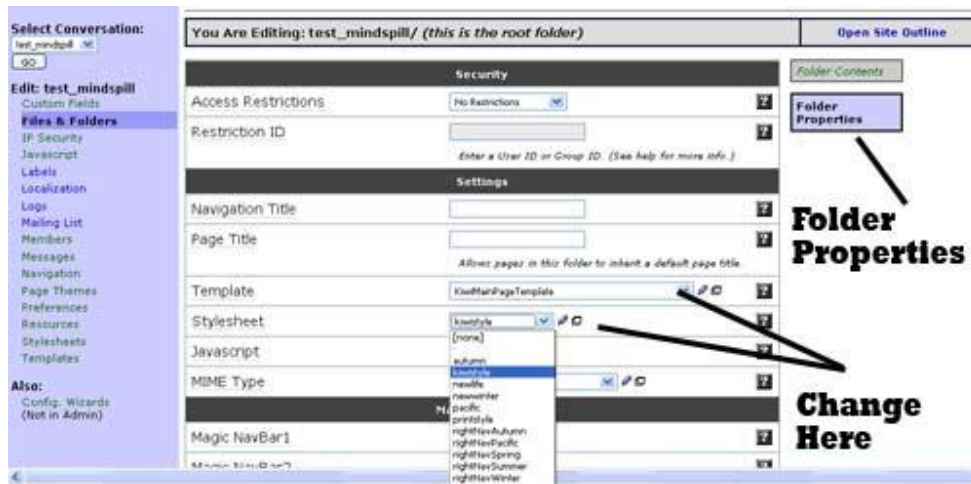


Figure 2 - Changing Folder Properties

Wrap the logon / logoff / signup templates

1. Go to Preferences à Web Server à Signup and wrap the first three boxes (i.e. Signup page message, Successful signup message, Signup page message to logged members) with `<div id="msg"><div id="signupbox">`. Also add a template to the signup form template. This means the Signup Page Message looks something like this (added info in bold):-

```

<div id="msg">
  <div id="signupbox">
    <h3>Signup</h3>
    <p>Fill out the form below to join as a member of
    this
    site.</p>
    <!--#signupForm template="KiwiSignupForm"-->
  </div>
</div>

```



Figure 3 - Amend Signup / Logon / Logoff

- Go to Preferences à Web Server à Logon - Logoff and change the Logon Message to contain only:

```
<!--#insertTemplate name="KiwiLogonSignup"-->
```

This will prompt the user with either a form that shows both logon and signup when he tries to post a reply. This is added so that users see that it isn't difficult to signup it just involves giving a password. Note that in the site I've removed the option to explicitly signup or login or logoff, a normal user gets prompted to logon if he isn't already logged on and wants to post a comment. Since this is not a group blog with more than one main blogger this behaviour is more proper.

- Wrap the "Successful logon message", "Already Logged on Message", "Logoff Message", "Successful logoff message" (4 in all) with `<div id="msg"><div id="logonbox">`. The Successful logon message looks like:-

```
<div id="msg">
  <div id="logonbox">
    <h3>Logon successful!</h3>
    <p>You have been successfully logged on to this site as
    member: <!--#member-->.</p>
    <p><!--#logoffForm--></p>
  </div>
</div>
```



Pattern Specification

Folders

Name: Main folder

Setting Type	Setting Parameter	Value Set
Basic	Template	KiwiMainPageTemplate
Basic	Stylesheet	KiwiStyle

Files

Name: Index

Description: This is the main weblog file.

Setting Type	Setting Parameter	Value Set
Basic	Template	Inherit from parent folder
Basic	Stylesheet	Inherit from parent folder
HTML	Wrapper Template	KiwiWeblogWrapper
HTML	Day Template	KiwiWeblogDay
HTML	HTML to separate days	[Empty]
HTML	Item Template	KiwiWeblogItem
HTML	HTML to separate items	[Empty]

Templates

Name	Type	Description	Used in
KiwiMsgEditTemplate	DG Message	Template used when editing a message	Preferences à Discussion Group à Templates
KiwiMsgViewTemplate	DG Message	Template used when viewing a single message	Preferences à Discussion Group à Templates
KiwiMainPageTemplate	Full Page	Main weblog template	Main Folder à Folder Properties
KiwiLogonForm	Logon ... form	Logon Form wrapped in div	KiwiLogonSignup
KiwiSignupForm	Logon ... form	Signup Form wrapped in div	Preferences à Webserver à Signup à Signup Page Message
KiwiWeblogDay	Weblog Day	Weblog day	Index à HTML
KiwiWeblogItem	Weblog Item	Weblog item	Index à HTML
KiwiWeblogWrapper	Weblog Wrapper	Weblog wrapper	Index à HTML
KiwiLogonSignup	Undefined	Used to show logon and signup	Preferences à Web server à



		forms on same page	Logon Logoff
KiwiNavigation	Undefined	Contains left hand navigation menu	KiwiMainPageTemplate
KiwiRepliesTemplate	Undefined	Template to show replies	KiwiMsgViewTemplate

Template Requirements Documentation

This section describes those templates that might need some customisation to work with your site. Some of the templates like the KiwiLogonSignup are only dependant on the other templates which are automatically imported with the pattern, but other like the KiwiMainPageTemplate and the KiwiNavigation are dependant on particular messages. All the dependencies are highlighted in bold.

Note: The code in this section is not necessarily complete so it is always best to check with the latest pattern file for the actual code. It is included in this documentation just to give an overview and indication of what additional information the pattern requires to display correctly.

KiwiMsgEditTemplate

Requirements

This template has a place where to set the category of a post. Since the default custom field name for this (the one used in channels) is called weblogCategories the fieldname displayed here is this, however if you use a different field to specify channels change the name of the field here.



Code

```
<div id="msg">
... [default msg edit READONLY template] ...
<!--Start edit for topic field-->
<tr valign="top">
  <td class="msgLabelCell" align="right">
    <span class="msgLabelText">Topic</span>
  </td>
  <td class="msgValueCell" align="left" colspan="3">
    <span class="msgValueText"><!--#msgCustomField
fieldName="weblogCategories" size="5"--></span>
  </td>
</tr>
... [continue with more or less the same code as READONLY template]
</div>
```

KiwiMsgViewTemplate

Requirements

KiwiRepliesTemplate



Code

```
<div class="blogpost">
  <!--#if condition="! userAgentIsRobot"-->
    <div class="clearfix" id="singlenavigation">
      <div class="prev">
        <!--#prevMsglink cssclass="navlink"
        text="&lt;&lt;&nbsp;&nbsp;&nbsp;Previous"-->
      </div>
      <div class="next">
        <!--#nextMsglink cssclass="navlink"
        text="Next&nbsp;&nbsp;&gt;&gt;&nbsp;"-->
      </div>
    </div>
  <!--#endif-->

  <h2><!--#msgsubject--></h2>
  <div class="blogpostdate"><!--#msgcreationdate time="true"--></div>
  <div class="blogposttext">
    <!--#msgbody-->
    <div class="line">
      <div class="prev">
        <!--#msgreplylink cssclass="commentlink" text="Post a
        comment"-->
        <!--#if condition="userIsConvAdmin"-->
          &nbsp;&nbsp;&nbsp;|&nbsp;&nbsp;&nbsp;<!--#msgeditlink cssclass="commentlink"
          text="Edit"-->
        <!--#endif-->
      </div>
      <div class="next">
        Filed Under: <!--#weblog.item.channels links="true"-->
      </div>
    </div>
  </div> <!--blogposttext-->
  <div class=blogpostendborder></div>
</div> <!--blogpost-->

<!--#if condition="! msg.replies.length"-->
<!--#else-->
  <!--#msgreplies template="KiwiRepliesTemplate"-->
  <div class=blogpostendborder></div>
<!--#endif-->
```

KiwiMainPageTemplate

Requirements

Message Number 7: Footer Text

Message Number 9: Logo Definition (image or text)



Message Number 10: Main Menu Links

KiwiNavigation Template

Code

```
<!DOCTYPE html PUBLIC "-//W3C//DTD XHTML 1.0 Transitional//EN"
"http://www.w3.org/TR/xhtml1/DTD/xhtml1-transitional.dtd">
<html>
  <head>
    <title><!--#pagetitle--></title>
    <!--#weblogRSDLinkTag-->
    <!--#stylesheetTag name="kiwistyle"-->
    <!--#javascript embed="false"-->
  </head>
  <!--#bodytag-->

  <div id="mainbox" class="clearfix">
```



```
<div id="logo">
    <!--#msgBody msgNum="9"-->
</div>

<div id="mainmenu">
    <!--#msgBody msgNum="10"-->
</div>

<div id="navigation">
    <!--#insertTemplate name="KiwiNavigation"-->
</div> <!--navigation-->

<div id="content">
    <!--#pageContent-->
    <!--#adminBox-->
</div> <!-- content -->
</div> <!-- mainbox -->
<div id="footer">
    <!--#msgBody msgNum="7"-->
</div>
</body>
</html>
```

KiwiLogonSignup

Requirements

KiwiLogonForm Template

KiwiSignupForm Template

Code

```
<div id="msg">
    <div id="logonbox">
        <h3>Logon</h3>
        <p>Fill out the form below to logon to this site, or sign up
        below.</p>
        <!--#logonForm template="KiwiLogonForm"-->
    </div>

    <div id="signupbox">
        <h3>Signup</h3>
        <p>Fill out the form below to join as a member of this site. </p>
        <!--#signupForm template="KiwiSignupForm"-->
    </div>
</div>
```

KiwiNavigation

Note that not all the messages specified here are required, you can either remove some of them or else add more of your own to modify the left hand navigation bar. The format is quite self explanatory.

Requirements

Message Number 178: Categories List



Message Number 180: Better Posts



Message Number 179: Archive List
Message Number 7: RSS List
Message Number 193: Currently
Message Number 6: Blogroll
Message Number 181: Badges

Code

```
<!--Categories-->
<div class="navmenu">
  <div class="bl"><div class="br"><div class="tl"><div class="tr">
    <h3><!--#msgSubject msgNum="178"--></h3>
    <!--#msgBody msgNum="178"-->
  </div></div></div></div>
  <div class="clear">&nbsp;</div>
</div>
<!--Better Posts-->
<div class="navmenu">
  <div class="bl"><div class="br"><div class="tl"><div class="tr">
    <h3><!--#msgSubject msgNum="180"--></h3>
    <!--#msgBody msgNum="180"-->
  </div></div></div></div>
  <div class="clear">&nbsp;</div>
</div>
<!--Archive-->
<div class="navmenu">
  <div class="bl"><div class="br"><div class="tl"><div class="tr">
    <h3><!--#msgSubject msgNum="179"--></h3>
    <!--#msgBody msgNum="179"-->
  </div></div></div></div>
  <div class="clear">&nbsp;</div>
</div>
<!--RSS Links-->
<div class="navmenu">
  <div class="bl"><div class="br"><div class="tl"><div class="tr">
    <h3><!--#msgSubject msgNum="7"--></h3>
    <!--#msgBody msgNum="7"-->
  </div></div></div></div>
  <div class="clear">&nbsp;</div>
</div>
<!--Currently-->
<div class="navmenu">
  <div class="bl"><div class="br"><div class="tl"><div class="tr">
    <h3><!--#msgSubject msgNum="193"--></h3>
    <!--#msgBody msgNum="193"-->
  </div></div></div></div>
  <div class="clear">&nbsp;</div>
</div>
<!--#if condition="requestPageType=='Weblog II' "-->
<!--Blogroll-->
<div class="navmenu">
  <div class="bl"><div class="br"><div class="tl"><div class="tr">
    <h3><!--#msgSubject msgNum="6"--></h3>
    <!--#msgBody msgNum="6"-->
  </div></div></div></div>
</div>
```



```
<div class="clear">&nbsp;</div>
</div>
<!--Badges-->
<div class="navmenu">
  <div class="bl"><div class="br"><div class="tl"><div class="tr">
    <h3><!--#msgSubject msgNum="181"--></h3>
    <!--#msgBody msgNum="181"-->
  </div></div></div></div>
  <div class="clear">&nbsp;</div>
</div>
<!--#endif-->
```

Stylesheet

The only style sheet used in this pattern is kiwistyle. This is the most important file of this pattern, and it is defined in the folder properties stylesheet property.

In the stylesheet there are references to some image files as described in the upload image section. These are described here if you need to change the image location or the image.

```
#mainmenu {
  background: url("2/enclosure/menubackground.jpg") no-repeat;
}

.navmenu ul li {
  list-style-image: url("2/enclosure/bullet.gif");
}


.br {background: url("2/enclosure/br.gif") 100% 100% no-repeat}

.tl {background: url("2/enclosure/tl.gif") 0 0 no-repeat}
```

Message Formats

This is a list of message formats that are required by the different templates.

Ref	Name	Used By	Example
7	Footer	MainPage	<p><p>Powered by Conversant. &copy; 2006 Mike Black</p></p>
9	Logo	MainPage	<p>For Image <a href="<!--#siteUrl-->"<!--#enclosure filename="Kiwi.jpg" msgNum="2" border="0" alt="Mindspill kiwi logo"--></p> <p>No Image use <h1>Your site title</h1> <h2>Add your subtitle here</h2></p>
10	MainMenu	MainPage	<p> <a href='<!--#siteUrl-->index'>Home <a href='<!--#siteUrl-->technology'>Technology <a href='<!--#siteUrl-->travel'>Travel <a href='<!--#siteUrl-->about'>About</p>



181	Badges	Navigation	<pre> <li class="nobullet"> 10/enclosure/blogexplosion.jpg" alt="blogexplosion.gif" border="0" height="15" width="80"/> <li class="nobullet"> 10/enclosure/blogwise.jpg" alt="Blogwise - blog directory" border="0" height="15" width="80"/> </pre>
-----	--------	------------	--